

## Epson EB-L1495UNL



[+ ENLARGE IMAGE](#)

### Installation Multimedia Projectors

### Take Image Quality to New Levels

[Distance Calculator](#)

[Printer Friendly Specs](#)

[Where to Buy](#)

## Overview

### KEY FEATURES & BENEFITS

- Laser Light Source – Experience astonishing quality and reliability.
- Up to 3x Brighter Colours and Reliable Performance<sup>1</sup> – 3LCD, 3-chip technology.
- 4K Enhancement – Go beyond High Definition with 4K enhancement and native WUXGA (1920 x 1200) resolution for presentations, videos, digital signage and more.
- NEW** 9,000 Lumens – Deliver captivating images in virtually any venue.
- Colour Uniformity – Keep images consistent and maintenance to a minimum with built-in automatic colour correction.
- Edge Blending – Combine multiple individual images to create one seamless giant image.
- Professional Tool – Efficiently setup multiple projectors straight out of the box with new large venue application software.
- Remote Camera Access – Monitor projection image remotely.
- Wireless LAN Enterprise Security – Connect projectors in a secure wireless network environment.
- 3x Digital Connections – Digital quality and distance flexibility.
- HDBaseT – Transmit Full HD video and audio, Ethernet and Serial communication through a single CAT 5/6 cable that can be extended up to 100m.
- 360° Installation – Install on any plane, from horizontal to vertical and everything in-between.
- Powered Lens Shift, Zoom and Focus – Project perfectly uniform images with a new stepping motor and store up to 10 lens settings.
- Ten Optional Lenses<sup>2</sup> – Choose the ideal powered lens for your venue from a wide range including ultra-short throw and long throw.
- Digital Split Screen – Project two different images from one projector.

<sup>1</sup>Colour brightness (colour light output) in brightest mode, measured by a third-party lab in accordance with IDMS 15.4 Colour brightness will vary depending on usage conditions. Top-selling Epson 3LCD projectors versus top-selling 1-chip DLP projectors based on PMA Research sales data for Dec.2015 through Nov.2016.

<sup>2</sup>Please refer to lens compatibility chart




### Brighter, Vivid Projection

White brightness alone cannot bring the true colours you see everyday. While other manufacturers of 1-chip DLP technology believe they can improve image quality by just increasing the brightness of their projectors' white light output, Epson ensures that its projectors combine brightness and True Colour to create vibrant and realistic images with 3LCD technology across every projector model.

### 3LCD Technology

All Epson projectors are based on 3-chip LCD technology for amazing colour, incredible detail and solid reliability. 3LCD's 3-chip architecture dedicates an entire chip to process each primary colour – red, green and blue, continuously. Unlike single-chip technology that delivers colour sequentially, you get full-time colour. The result is vibrant, realistic images and video all delivered with 3LCD's true-to-life colour.



### Up to 3x Brighter Colours with Epson Projectors\*

Epson projectors use 3LCD Engines that have no colour wheel with a white segment and therefore don't force a tradeoff between white and colour brightness.

In fact, Epson projectors have up to 3x Brighter Colours than their leading competitive 1-chip DLP projectors\*. If you are looking for business and education projectors or 720p home entertainment projectors, know that choosing Epson projectors means up to 3x brighter colours. If you are looking for 1080p home entertainment projectors, you consistently get 2x and up to 3x Brighter Colours than competitor 1-chip DLP projectors\*.

All Epson projectors list both White Brightness and Colour Brightness specifications, and all have high Colour Brightness.

\*Colour brightness (colour light output) in brightest mode, measured by a third-party lab in accordance with IDMS 15.4. Colour brightness will vary depending on usage conditions. Top-selling Epson 3LCD projectors versus top-selling 1-chip DLP projectors based on PMA Research sales data for Dec.2015 through Nov.2016.

### Laser Light Source

Experience astonishing quality and reliability with Epson's new laser light source. The newly designed laser light source and advanced electrostatic filter deliver 20,000 hours of maintenance-free use and consistent performance for total peace of mind during important presentations..



#### 9,000 lumens

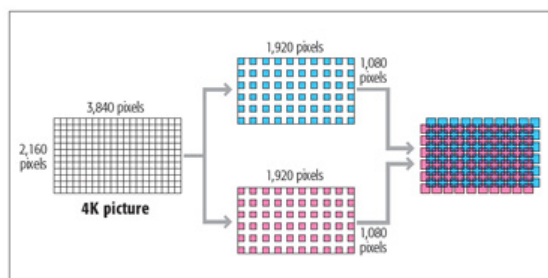
Powered by 3LCD technology and Epson's laser optical engine, EB-L1490UNL is capable of producing White Light and Colour Light Output of 9,000 lumens in WUXGA resolution, delivering captivating images in virtually any venue.

The laser light source also lets you take control of brightness with precise adjustment in increments of 1% and a constant brightness mode that maintains brightness at a specified level.




#### 4K Enhancement

Take presenting into the future with support for 4K and the ability to upscale Full HD (1080p and WUXGA) content with Epson's 4K Enhancement Technology - which shifts pixels diagonally by 0.5 pixels to double resolution - delivering crisp images beyond high definition.



#### Inorganic Components

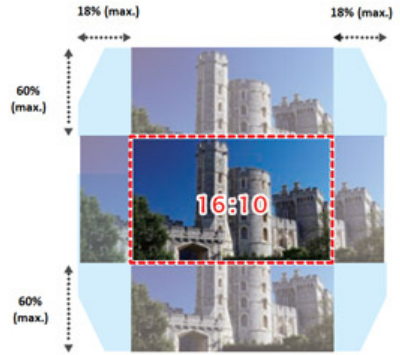
Epson's newly developed phosphor wheel is made of inorganic material with superior light and heat-resistance to deliver excellent reliability. We've also developed inorganic LCD panels – a key component of imaging devices. Combining an inorganic phosphor wheel with inorganic LCD panels in a laser projector results in bright, vibrant images for long periods.

	Inorganic (Glass, iron, aluminum, etc.)	Organic (Paper, wood, plastic, etc.)
☀️ Light-resistance	<b>YES</b> 	<b>NO</b> 
🔥 Heat-resistance	<b>YES</b> 	<b>NO</b> 

Unlike organic substances, inorganic substances do not contain carbon

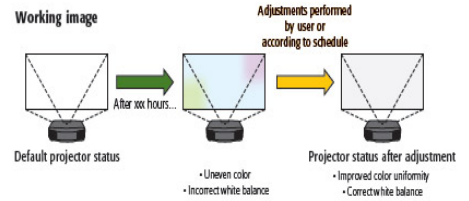
#### Powered Lens Shift, Zoom and Focus

The motorised lens shift covers a wide range, giving you a great deal of flexibility when installing the projector. A newly adopted stepping motor lets you make highly precise adjustments when employing edge blending, stacking and other techniques. Adjustments can be made via remote control or over a network, enhancing usability even for ceiling-mounted projectors.



#### Colour Uniformity

Keep images consistent and maintenance to a minimum with a built-in camera that detects images that have become uneven over time, detect subtle inconsistencies between multiple projectors and enables automatic colour correction. You can choose whether to check manually or set up for automatic checking at regular intervals.




#### Lens Position Memory

Up to 10 settings can be stored in the projector memory, including shift positions, focus and projection sizes.

#### High Resolution

Epson EB-L1490UNL features native resolution up to WUXGA (1920 x 1200), delivering high quality images and crisp, sharp text without any distortion.

WUXGA resolution is ideal for any application requiring Full HD, including BluRay content, graphic intensive programs, film slides, and any application requiring exceptional detail.



#### Incredible HDBaseT and Diverse Connectivity

Connect with virtually any system including HDBaseT, SDI, DVI-D, HDMI, VGA, BNC and LAN connectivity. Cutting-edge HDBaseT technology means just one single CAT-5/6 cable carries Full HD video, audio, network and control commands up to 100 meters to accommodate large venues. No need for additional cables, signal repeaters or added labour.

#### 360 Degree Projection

The Epson EB-L1490UNL can be rotated 360° in any direction for off-axis positioning flexibility. As a result, they can be used for a wide range of applications, such as projecting on the ceiling or floor, or as part of a rear-projection system. Epson technology keeps the projector running without compromising performance or causing overheating.



#### Edge Blending

Enhance the experience with seamless panoramic, multi-screen images that blend edges by matching colour and brightness perfectly, even in areas that overlap.



#### Corner Wall and Curved Surface Projection

Quickly and precisely correct any vertical or horizontal distortion of an image with Epson's curved surface and corner wall projection. These features allow for greater flexibility when choosing a projection surface. Enhance your viewers experience by projecting your content in a unique environment with ease.

#### Digital Split Screen

Split Screen allows users to display content from two inputs simultaneously, side by side, on a single screen with the option of three different layouts. This makes it possible to display video and presentation materials simultaneously, or run video on both screens.

#### Professional Tool

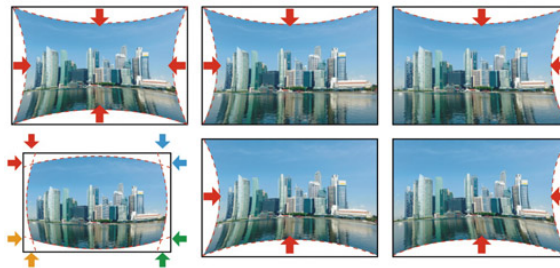
Setup multiple projectors straight out of the box with new large venue application software. Epson Professional tool allows you to adjust and control images projected on a network with high-end projector setup features such as geometry correction, image layout adjustment, lens control and edge blending. Exclusively bundled to Epson L-Series projectors, large scale presenting has become much easier and flexible.

#### Remote Camera Access

Monitor real-time projection output with a captured image from any remote location. Built-in front cameras are now available to take a snap of projected images which get sent to a monitoring PC via the network. Prevent mishaps by verifying the image output prior to large venue shows or events during the setup stage located in stadiums, lecture halls, museums or at live performance with peace in mind. The feature can be disabled if required.

#### Arc Correction

Using arc correction, you can adjust each side of a projected image in an arch or barrel-shaped way, making it easier than ever to get a perfectly rectangular image.



#### DICOM Simulation Mode

DICOM (Digital Imaging and Communication in Medicine) is a standard for handling, storing, printing and transmitting medical imaging information. The projector's DICOM Simulation Mode enables users to reproduce images with an advanced grayscale level that simulates DICOM Part 14. This mode is ideal for viewing grayscale medical images, such as X-rays, for training and educational purposes.

#### Collaborative presenting

Multiple users can connect simultaneously to one projector using Epson iProjection software which allows you to display four individual PC screens simultaneously over the network (wired or wireless), with up to 50 users connected to the same projector. This feature is a great tool for meetings or classroom projects where multiple users want to present and compare their screens.



#### Simple control

Use features such as Epson Projector Management software to monitor and control projectors, with fleet control across a network or on a web browser to keep track of up to 2,000 projectors. The latest models feature a newly designed OSD Control Pad function that shows a representation of lens conditions on a smart device.



#### Ultra-Short Throw Lens

The ELPX02 is a UST lens to accommodate high brightness Epson laser projector models ranging from 9klm to 15klm. This produces images from 100 inches to a massive 1000 inches at a throw distance of 0.74m - 7.69m respectively and has lens shift of +25% vertical and +/- 15% horizontally for added flexibility.

#### Ten Optional Lenses

For added flexibility, the EB-L1490UNL offers a total of ten lenses, including middle, wide, long, short and ultra-short throw that allow users to choose the lens most suited for their environment. A quick-release lever allows for a fast, easy lens exchange.



#### Ceiling Mounts

Both standard and low profile ceiling mounts are available to give you even more installation flexibility across the L Series. Both mounts are now grey in colour to easily integrate into any colour scheme.



Connectivity Panel



## Specification

PRODUCT NAME	Epson EB-L1495UNL
PRODUCT CODE	V11HA16853
<b>WHAT'S IN THE BOX</b>	EB-L1495UNL Projector, 3m 10A Power Cable, Quick Start Guide, Product Manual, Remote Control, 2 x AA Batteries, Cable Cover, HDMI Cable clamp, Warranty card, Registration Card
<b>TECHNOLOGY</b>	
Projection System	RGB liquid crystal shutter projection system
LCD Panel	1.03-inch (D10)
<b>OPTICAL</b>	
Zoom	1 - 1.61 (Optical)
Screen Size (Standard Lens)	60" to 1000" [1.99m to 34.43m] (Zoom: Wide) 60" to 1000" [3.26m to 55.63m] (Zoom: Tele)
Projection Distance (Standard Lens)	100" screen 3.37 m - 5.49 m
Throw Ratio	1.57 (Zoom:Wide), 2.56 (Zoom:Tele)
Projection Lens F Number	1.8 - 2.3
Projection Lens Focal Length	36.00mm - 57.35mm
Focus Method	Powered
<b>IMAGE</b>	
Colour Light Output	9,000 Lumens
White Light Output	9,000 Lumens
Resolution	WUXGA
Native Aspect Ratio	16:10
Contrast Ratio	2,500,000:1
Light Source	Laser Diode
LD Input Power	450W
Keystone Correction (Standard Lens)	Vertical: $\pm 45^\circ$ Horizontal $\pm 30^\circ$
Lens Shift (Standard Lens)	Vertical: $\pm 60\%$ (Powered) Horizontal: $\pm 18\%$ (Powered)
<b>CONNECTIVITY</b>	

Input: Video	1 x 5BNC
Input: Computer	1 x D-sub 15-Pin (RGB)
Input: Digital	1 x HDMI, 1 x DVI-D, HDBaseT
Input: SDI	1 x BNC
Input: Audio	3 x Stereo mini
Input: Control	1 x RS232c, 1 x Stereo mini-jack (Remote)
Input: Network I/O	1 x RJ45, 1 x USB Type A (for optional Wireless LAN unit)
Input: HDBaseT	1x RJ45
Wireless Connectivity	Optional
Output: Video	1 x Monitor Out (via D-sub 15-pin)
Output: Audio	1 x Stereo mini

#### ADVANCED FEATURES

EPSON Projector Management (Network & Control)	Yes
EPSON iProjection (Multi-PC Projection)	Yes
EPSON Professional Tool	Yes
Remote Access Camera	Yes
Wireless LAN	Optional
4K Enhancement	Yes
Lens Position Memory	Yes (10 positions)
Split Screen	Yes
Edge Blending	Yes
Curved Screen Projection	Yes
Corner Wall Projection	Yes
Frame Interpolation	Yes
360 Degrees Projection	Yes
Instant Off	Yes
Direct Power On/Off	Yes
Security	Kensington®-style lock provision Wireless LAN Unit Lock Security cable hole
Colour Modes	Dynamic Presentation Cinema BT.709 Natural DICOM SIM Multi-Projection

#### GENERAL

Dimensions D x W x H (Including Feet)	492 x 586 x 211 mm
Weight (Including ELPLM15 Lens)	23.7 kg
Projector Warranty	5 Years*
Power Consumption: LD On	626W
Power Consumption: Standby	2.0W
Noise Level	Normal/Quiet: 37/30 dB

\*Or 20,000 hours, whichever comes first.

Epson is the registered trademark of Seiko Epson Corporation. Epson ESC/P2 and Epson Stylus are trademarks of Seiko Epson Corporation. MicroDot is a trademark of Epson Australia Pty Limited. All other product names and other company names used herein are for identification purposes only and may be the trademarks or registered trademarks of their respective owners. Epson disclaims any and all rights in those marks. Specifications are subject to change without notice.

Equipment supplied by Epson Australia is designed to function in conjunction with genuine Epson consumables and accessories specifically configured for it.

#### Usage Conditions

Epson products are designed and made to give highly reliable use and long life when used according to its specifications. With any system, product or device used in situations where human life may be involved or at risk, Epson advises that you should take all necessary steps to ensure the suitability of your Epson product for inclusion in your system, and recommends that you include fail-safe procedures and redundancy support or backup equipment in your system, to maintain the maximum safety margin and optimum system reliability. Examples include but are not limited to – do not interfere with any electrical components within the device, do not use items supplied with the product for purposes other than as intended by Epson (ie mains cords, inks, CDs, plastic wrapping) and do not make modifications to the product.

## Consumables

ACCESSORIES & OPTIONS	PRODUCT CODE
<b><u>ELPAP10 Wireless LAN Adapter</u></b>	V12H731P01
<b><u>ELPLM15 Middle Throw Lens</u></b>	V12H004M0F
<b><u>ELPLX02 Ultra Short Throw Lens</u></b>	V12H004X02
<b><u>ELPLL08 Long Throw Lens</u></b>	V12H004L08
<b><u>ELPLM10 Middle Throw Lens 3</u></b>	V12H004M0A
<b><u>ELPLM11 Middle Throw Lens 4</u></b>	V12H004M0B
<b><u>ELPLU03 Short Throw Lens 1</u></b>	V12H004U03
<b><u>ELPLU04 Short Throw Lens 2</u></b>	V12H004U04

<b><u>ELPLU03S Short Throw Lens 1</u></b>	V12H004UA3
<b><u>ELPLW05 Wide Throw Lens 1</u></b>	V12H004W05
<b><u>ELPLW06 Wide Throw Lens 2</u></b>	V12H004W06
<b><u>ELPMB47 Low Profile Ceiling Mount</u></b>	V12H802010
<b><u>ELPMB48 Standard Ceiling Mount</u></b>	V12H803010
<b><u>ELPAF51 Replacement Filter</u></b>	V13H134A51
<b><u>HDBaseT Transmitter</u></b>	V12H547053
<b><u>Polarizers for Passive 3D</u></b>	V12H618P01
<b><u>ELPLW08 Wide Throw Lens 3</u></b>	V12H004W08

Epson is the registered trademark of Seiko Epson Corporation. Epson STYLUS, PerfectPicture, MicroPiezo, AcuPhoto Halftoning, QuickDry are the trademarks of Seiko Epson Corporation. All other names and company names used herein are for identification purpose only and may be the trademarks or registered trademarks of their respective owners. Epson disclaims any and all rights in those marks. All print samples shown herein are imulations. Specifications are subject to change without notice.